

Boletín
Estadísticas
básicas
CEDEVAL

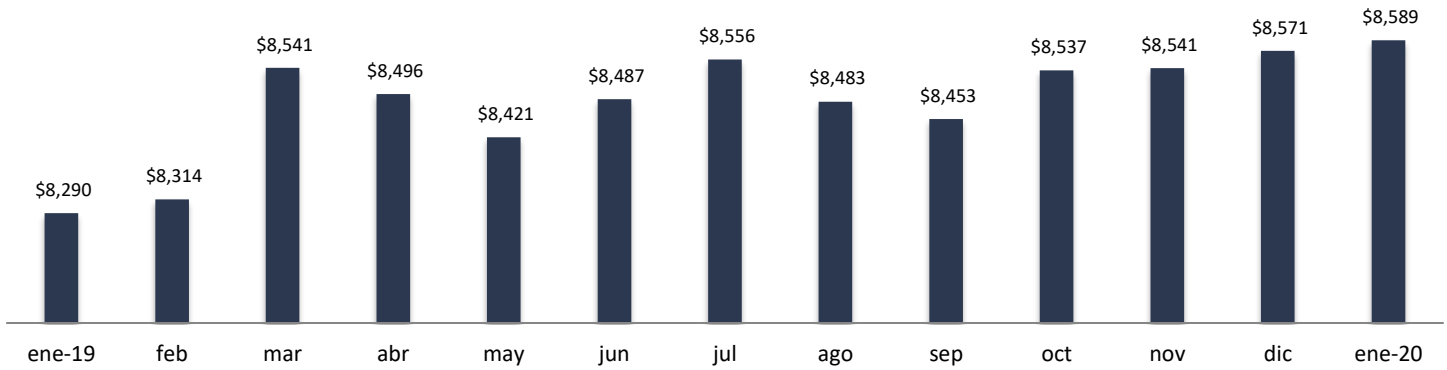
ENERO
2020



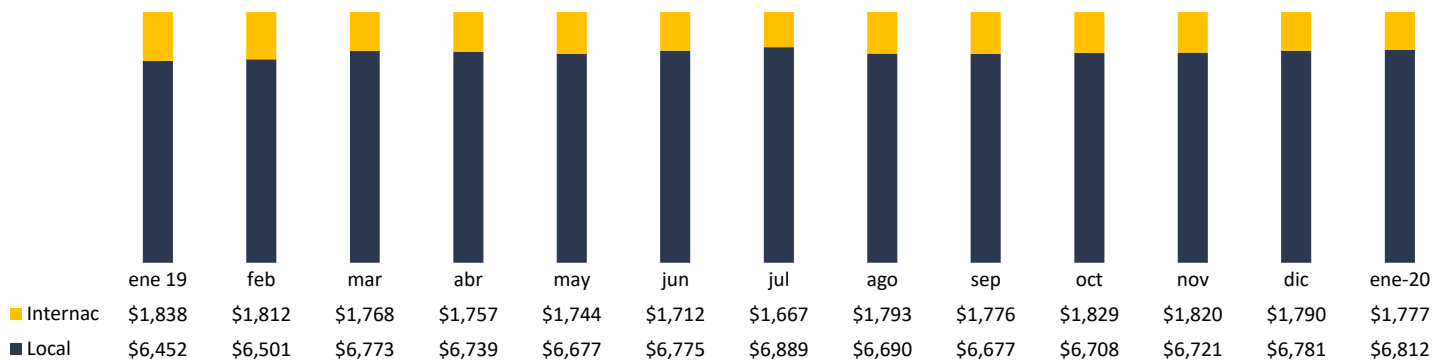
CEDEVAL, Urb. Jardines de la Hacienda y Av. Las
carretas, Bulevar Merliot, Antiguo Cuscatlán.

www.cedeval.com cedeval@cedeval.com
2212-6440.

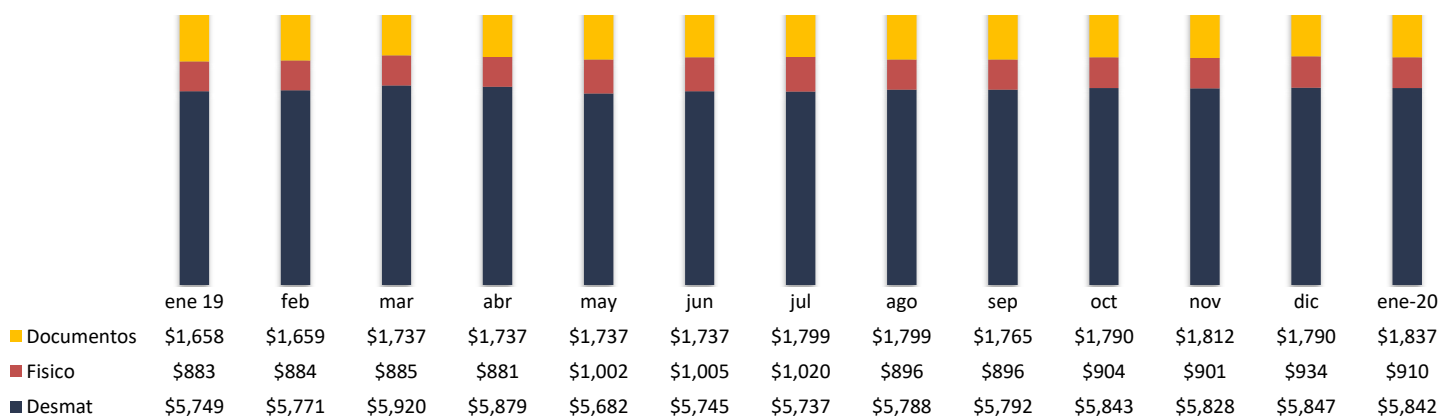
SALDOS EN CUSTODIA DE ENERO 2019 A ENERO 2020
(En millones de US\$)



CUSTODIA LOCAL E INTERNACIONAL DE ENERO 2019 A ENERO 2020
(En millones de US\$)



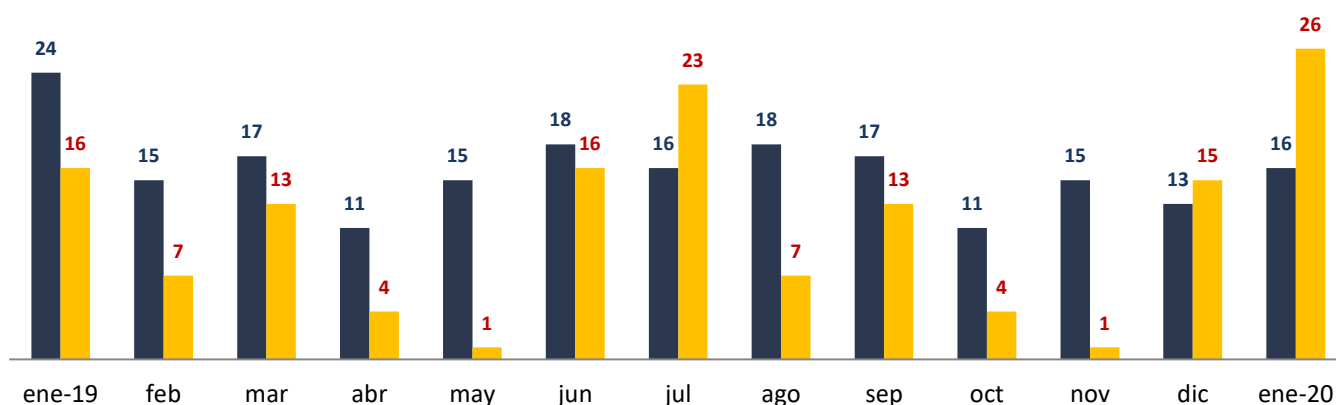
SALDOS POR TIPO DE CUSTODIA DE ENERO 2019 A ENERO 2020
(En millones de US\$)



DERECHOS PATRIMONIALES PAGADOS
(En millones de US\$)

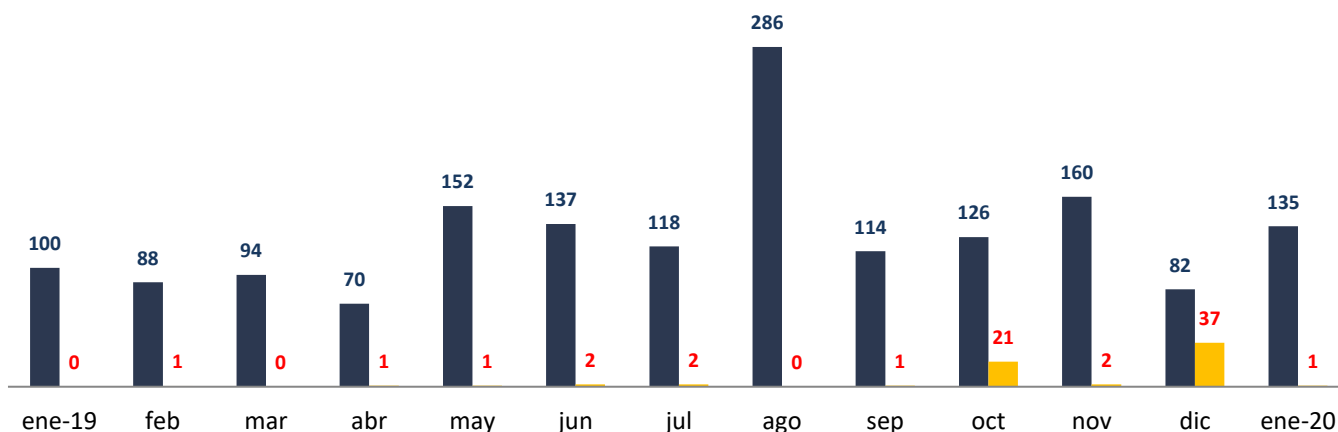
INTERESES

■ Local ■ Internacional



CAPITAL

■ local ■ Internacional



| | ene 19 | Feb | mar | abr | may | jun | jul | ago | sep | oct | nov | dic | ene 20 | Total 2020 |
|------------------|--------|-----|-----|-----|-----|-----|-----|-----|-----|-----|-----|-----|--------|------------|
| INTERESES | 40 | 22 | 30 | 15 | 16 | 35 | 39 | 25 | 30 | 15 | 16 | 28 | 42 | 42 |
| CAPITAL | 100 | 89 | 94 | 71 | 153 | 139 | 120 | 286 | 115 | 147 | 162 | 119 | 136 | 136 |
| Total | 140 | 111 | 124 | 85 | 169 | 174 | 159 | 311 | 145 | 162 | 178 | 147 | 178 | 178 |

VALORES DEPOSITADOS EN CEDEVAL (en miles de US\$)

Cuadro 1, Emisores de deuda publica y privada

| | MONTO EMITIDO | DEPOSITADO EN CEDEVAL | % DEPOSITO |
|----------------------------------------------|--------------------|-----------------------|--------------|
| I - DEUDA PRIVADA LOCAL | 3,245,823.5 | 2,155,119.2 | 66.4 |
| A - TITULARIZADORAS | 1,127,478.9 | 803,668.2 | 71.3 |
| HENCORP VALORES, S.A., TITULARIZADORA | 843,518.9 | 627,564.6 | 74.4 |
| REGIONAL INVESTMENT CORPORATION | 283,960.0 | 176,103.6 | 62.0 |
| B - BANCOS, FINANCIERAS Y OTROS | 1,150,466.5 | 1,150,466.5 | 100.0 |
| BANCO AGRICOLA | 212,000.0 | 212,000.0 | 100.0 |
| SCOTIABANK | 130,000.0 | 130,000.0 | 100.0 |
| BANCO DE AMERICA CENTRAL | 220,000.0 | 220,000.0 | 100.0 |
| DISTRIBUIDORA ELÉCTRICA DEL SUR, S.A. | 21,000.0 | 21,000.0 | 100.0 |
| G & T CONTINENTAL | 34,000.0 | 34,000.0 | 100.0 |
| BANCO CUSCATLAN | 60,000.0 | 60,000.0 | 100.0 |
| BANCO DAVIVIENDA | 199,340.0 | 199,340.0 | 100.0 |
| CREDIQ INVERSIONES | 19,634.0 | 19,634.0 | 100.0 |
| LA HIPOTECARIA, S.A. DE C.V. | 70,823.0 | 70,823.0 | 100.0 |
| FEDECREDITO, S.A. DE C.V. | 30,000.0 | 30,000.0 | 100.0 |
| PENTAGONO, S.A. DE C.V. | 3,500.0 | 3,500.0 | 100.0 |
| LA GEO, S.A. DE C.V. | 8,000.0 | 8,000.0 | 100.0 |
| SARAM, S.A. DE C.V. | 2,503.3 | 2,503.3 | 100.0 |
| INMOBILIARIA MESOAMERICANA, S.A. DE C.V. | 3,500.0 | 3,500.0 | 100.0 |
| BANCO AZUL | 37,066.2 | 37,066.2 | 100.0 |
| OPTIMA SERVICIOS FINANCIEROS, S.A. DE C.V. | 4,600.0 | 4,600.0 | 100.0 |
| BANCO ATLANTIDA DE EL SALVADOR, S.A. DE C.V. | 72,500.0 | 72,500.0 | 100.0 |
| BANCO COOPERATIVO VISIONARIO DE EL SALVADOR | 17,000.0 | 17,000.0 | 100.0 |
| CREDICOMER, S.A. | 5,000.0 | 5,000.0 | 100.0 |
| C - AUTONOMAS | 967,878.1 | 200,984.4 | 20.8 |
| BANDESAL | 29,674.7 | 29,674.7 | 100.0 |
| FONDO SOCIAL | 938,203.4 | 171,309.8 | 18.3 |
| II - DEUDA PÚBLICA LOCAL | 1,910,650.7 | 1,910,650.7 | 100.0 |
| A - BCR DE EL SALVADOR | 90,500.0 | 90,500.0 | 100.0 |
| BBCR1703 | 30,000.0 | 30,000.0 | 100.0 |
| BBCR1803 | 15,500.0 | 15,500.0 | 100.0 |
| BBCR1902 | 5,750.0 | 5,750.0 | 100.0 |
| BBCR1903 | 23,300.0 | 23,300.0 | 100.0 |
| CENELI-D | 15,950.0 | 15,950.0 | 100.0 |
| B - MINISTERIO DE HACIENDA | 1,820,150.7 | 1,820,150.7 | 100.0 |
| LETE2019-D | 866,378.7 | 866,378.7 | 100.0 |
| LETE2020-D | 133,182.0 | 133,182.0 | 100.0 |
| SV072025 | 168,030.0 | 168,030.0 | 100.0 |
| SV082022 | 236,255.0 | 236,255.0 | 100.0 |
| SV132029 | 100,915.0 | 100,915.0 | 100.0 |
| SV102020 | 15,000.0 | 15,000.0 | 100.0 |
| SV152025 | 200,000.0 | 200,000.0 | 100.0 |
| SV202030 | 100,000.0 | 100,000.0 | 100.0 |
| NCTP | 317.7 | 317.7 | 100.0 |
| PROGRAMA STRIPS NOTASV2027 | 72.3 | 72.3 | 100.0 |
| TOTAL CUADRO 1 | 5,156,474.2 | 4,065,769.9 | 78.8 |

Cuadro 3, Emisiones de deuda publica internacional

| II - DEUDA PÚBLICA INTERNACIONAL | MONTO EMITIDO | DEPOSITADO EN CEDEVAL | % DEPOSITO |
|----------------------------------|--------------------|-----------------------|-------------|
| EUROSV2023 | 800,000.0 | 332,305.0 | 41.5 |
| EUROSV2032 | 500,000.0 | 56,135.0 | 11.2 |
| EUROSV2034 | 286,458.0 | 172,842.0 | 60.3 |
| EUROSV2035 | 1,000,000.0 | 140,813.0 | 14.1 |
| NOTASV2025 | 800,000.0 | 97,650.0 | 12.2 |
| NOTASV2027 | 800,000.0 | 110,400.0 | 13.8 |
| NOTASV2041 | 653,500.0 | 160,412.0 | 24.5 |
| NOTASV2029 | 601,085.0 | 33,065.0 | 5.5 |
| NOTASV2050 | 1,097,000.0 | 87,050.0 | 7.9 |
| TOTAL CUADRO 3 | 6,538,043.0 | 1,190,672.0 | 18.2 |

RESUMEN GENERAL DE VALORES EN CUSTODIA

| | |
|-----------------------------|--------------------|
| DEUDA PRIVADA LOCAL | 2,155,119.2 |
| DEUDA PÚBLICA LOCAL | 1,910,650.7 |
| ACCIONES LOCALES | 868,929.0 |
| CUOTAS DE PARTICIPACION FI | 4,035.0 |
| CERT. DEPTOS PZO FJO | 35,774.8 |
| CUSTODIA DE DOCUMENTOS | 1,837,178.0 |
| DEUDA PÚBLICA INTERNACIONAL | 1,190,672.0 |
| EMISORES INTERNACIONALES | 586,257.8 |
| TOTAL GENERAL | 8,588,616.5 |

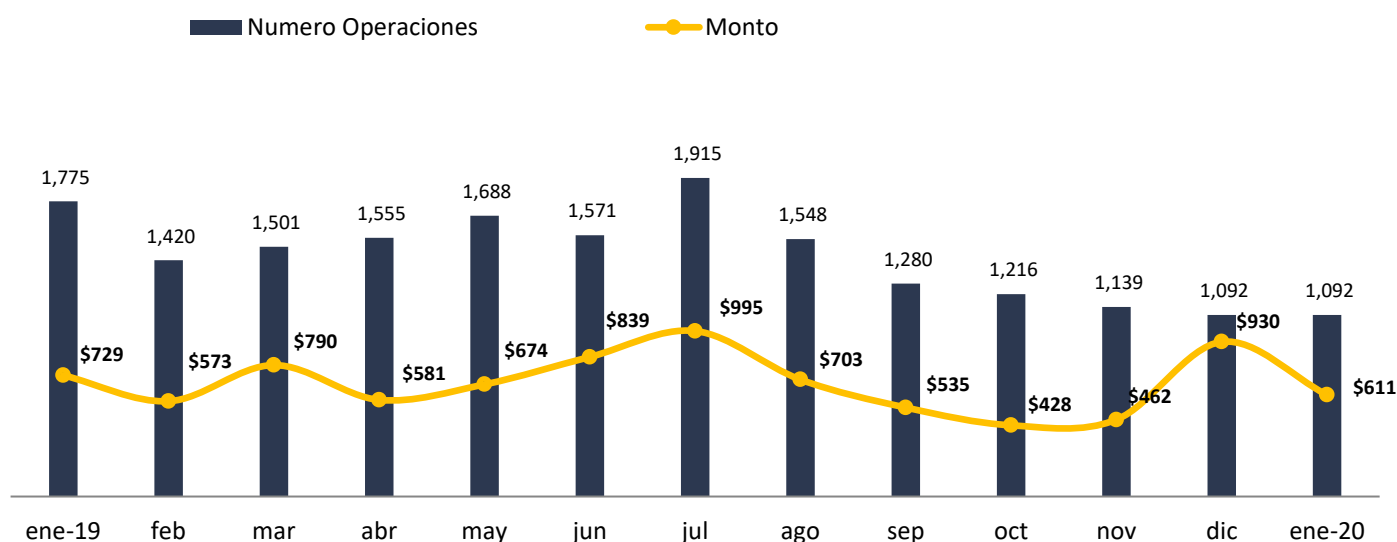
Cuadro 2, Emisores de acciones, Certificados de deposito a plazo y Custodia de documentos

| | CAPITAL INSCRITO | DEPOSITADO EN CEDEVAL | % DEPOSITO |
|---------------------------------------------------|------------------|-----------------------|------------|
| I - ACCIONES LOCALES | | 868,929.0 | |
| BANCO AGRICOLA | 297,500.0 | 280,534.9 | 94.3 |
| BANAGRICOLA | 215,600.0 | 0.2 | 0.0001 |
| SCOTIABANK | 114,131.2 | 101,250.2 | 88.7 |
| INVERSIONES FINANCIERAS BANCO AGRICOLA | 137,142.9 | 1.7 | 0.001 |
| BANCO DAVIVIENDA | 150,000.0 | 147,361.0 | 98.2 |
| FACTORAJE DAVIVIENDA EL SALVADOR, S.A. DE C.V. | 3,000.0 | 3,000.0 | 100.0 |
| SARAM, S.A. DE C.V. | 1,412.9 | 319.7 | 22.6 |
| EMPRESA ELECTRICA DE ORIENTE | 32,726.8 | 9.9 | 0.03 |
| BOLSA DE VALORES DE EL SALVADOR | 3,200.0 | 3,200.0 | 100.0 |
| CAESS | 28,165.3 | 38.7 | 0.1 |
| DISTRIBUIDORA ELÉCTRICA DEL SUR, S.A. | 35,092.3 | 1.5 | 0.00 |
| CTE TELECOM | 448,024.8 | 126.8 | 0.03 |
| BANCO DE AMERICA CENTRAL | 139,000.4 | 139,000.3 | 100.0 |
| BANCO AZUL | 60,000.0 | 58.8 | 0.1 |
| INVERSIONES FINANCIERAS GRUPO AZUL, S.A. | 70,000.0 | 207.7 | 0.3 |
| CENTRAL DE DEPOSITO DE VALORES, S.A. DE C.V. | 2,000.0 | 2,000.0 | 100.0 |
| ASESUISA VIDA | 4,200.0 | 4,199.8 | 100.0 |
| GESTORA DE FONDOS DE INVERSION BANAGRICOLA | 975.0 | 974.9 | 100.0 |
| BANCO CUSCATLAN DE EL SALVADOR | 155,770.6 | 152,178.7 | 97.7 |
| ELSYS CAKES, S.A. DE C.V. | 1,275.0 | 6.6 | 0.5 |
| G&T CONTINENTAL, S.A. DE C.V. | 51,598.9 | 500.0 | 1.0 |
| CEMENTO HOLCIM DE EL SALVADOR | 78,177.8 | 120.2 | 0.2 |
| NO INSCRITOS EN BOLSA | | 33,837.4 | |
| II - CERT. DEPTOS PZO FJO | | 35,774.8 | |
| III - CUSTODIA DE DOCUMENTOS | | 1,836,928.8 | |
| GRUPO ASSA, S.A. | | 70,515.0 | |
| HENCORP VALORES, S.A., TITULARIZADORA | | 1,346,817.6 | |
| REGIONAL INVESTMENT CORPORATION | | 418,496.3 | |
| SEGUROS E INVERSIONES, S.A. DE C.V. | | 600.0 | |
| ASEGURADORA SUIZA SALVADOREÑA, S.A. | | 500.0 | |
| IV - CUOTAS DE PARTICIPACION FI | | 4,035.0 | |
| ATLANTIDA CAPITAL, GESTORA DE FONDOS DE INVERSION | 150,000.0 | 4,035.0 | 2.7 |
| VALORES VENCIDOS EN PROCESO DE PAGO | | | |
| MUNGUIA | | 249.1 | |
| TOTAL CUADRO 2 | | 2,745,916.8 | |

Cuadro 4, Emisores internacionales

| EMISORES | DEPOSITADO |
|----------------------------------------------------|------------------|
| INSTITUTO COSTARRICENSE DE ELECTRICIDAD | 247,280.0 |
| REFINERIA COSTARRICENSE DE PETROLEO | 123,306.0 |
| CORPORACION INTERAMERICANA PARA EL FINANCIAMIENTO | 77,405.0 |
| GOBIERNO DE ESTADOS UNIDOS | 30,005.0 |
| HIPOTECARIA METROCREDIT S.A. | 18,976.0 |
| CORPORACION DE FINANZAS DEL PAIS, S.A. | 18,676.0 |
| GOBIERNO DE VENEZUELA | 15,273.7 |
| INVERSIONES ATLANTIDA, S.A. | 7,349.0 |
| GOBIERNO DE COSTA RICA | 7,157.0 |
| FINANCIA CREDIT S.A. | 4,776.0 |
| ALTENERGY, S.A. | 4,491.9 |
| GOBIERNO DE BRAZIL | 4,432.0 |
| MMG TRUST S.A. | 4,276.0 |
| GOBIERNO DE HONDURAS | 4,000.0 |
| IFINANCIERA, S.A. | 2,384.0 |
| GOBIERNO DE PANAMA | 2,240.0 |
| AVIANCA HOLDINGS S.A. | 2,658.0 |
| GOBIERNO DE COLOMBIA | 1,425.0 |
| FIDEICOMISO AGRICOLA SENIOR | 1,350.0 |
| BANCO INTERNACIONAL DE COSTA RICA (PANA) | 1,298.0 |
| PROREDIT HOLDING | 1,080.7 |
| GOBIERNO DE MEXICO | 930.0 |
| FONDO DE INVERSION VISTA | 795.0 |
| PRIVAL FINANCE, S.A. | 735.0 |
| VANGUARD FTSE EMERGING MARKETS ETF | 675.6 |
| BCR SOCIEDAD ADMINISTRADORA DE FONDOS DE INVERSION | 610.0 |
| CAPITAL BANK INC | 470.0 |
| GOBIERNO DE REP DOMINICANA | 360.0 |
| S&P EUROPE 350 INDEX FUND | 353.9 |
| SPRINT CAPITAL CORP | 303.0 |
| GOBIERNO DE PERU | 300.0 |
| GOBIERNO DE BARBADOS | 244.6 |
| ISHARES MSCI BRAZIL INDEX FUND | 174.7 |
| GOBIERNO DE JAMAICA | 107.0 |
| FIDEICOMISO DE SPDR TRUST | 104.7 |
| SPDR DOW JONES INDUSTRIAL AVERAGE | 74.1 |
| GOBIERNO DE URUGUAY | 50.0 |
| UBCI | 43.8 |
| ISHARES RUSSELL 2000 INDEX FUND | 30.0 |
| PRIVAL BOUND FUND, S.A. | 18.1 |
| MAPRE S.A. | 10.2 |
| GLOBAL BANK CORPORATION | 10.0 |
| UNITED STATES OIL FUND LP | 4.4 |
| ALCOA CORPORATION | 4.3 |
| TOTAL CUADRO 4 | 586,257.8 |

EVOLUCION DE TRANSACCIONES
(Monto en millones de US\$)



EMISIONES DEL ESTADO EMITIDAS EN EL EXTERIOR AL 31 DE ENERO 2020
(En miles de US\$)

| Emisión del estado en el exterior | Monto emitido | Depositado en CEDEVAL | % Depositado |
|-----------------------------------|-----------------------|-----------------------|--------------|
| EUROSV2034 | \$286,458.00 | \$172,842.00 | 60% |
| EUROSV2023 | \$800,000.00 | \$332,305.00 | 42% |
| NOTASV2041 | \$653,500.00 | \$160,412.00 | 25% |
| NOTASV2027 | \$800,000.00 | \$110,400.00 | 14% |
| EUROSV2035 | \$1,000,000.00 | \$140,813.00 | 14% |
| NOTASV2025 | \$800,000.00 | \$97,650.00 | 12% |
| EUROSV2032 | \$500,000.00 | \$56,135.00 | 11% |
| NOTASV2050 | \$1,097,000.00 | \$87,050.00 | 8% |
| NOTASV2029 | \$601,085.00 | \$33,065.00 | 6% |
| Totales | \$6,538,043.00 | \$1,190,672.00 | 18% |

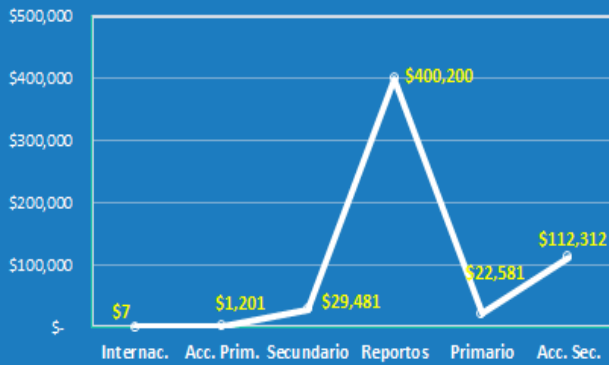
**EMISIONES DEL ESTADO EMITIDAS EN EL EXTERIOR POR TIPO DE TENEDOR
AL 31 DE ENERO 2020 (En miles de US\$)**

| Tipo de tenedor | Monto | Porcentaje |
|-------------------------|---------------------|---------------|
| AFP | \$ 1,013,193 | 85.1% |
| Banco | \$ 68,228 | 5.7% |
| Aseguradora | \$ 44,072 | 3.7% |
| Estatal | \$ 24,425 | 2.1% |
| Persona natural | \$ 18,281 | 1.5% |
| Org. Sin fines de Lucro | \$ 15,590 | 1.3% |
| Sector privado | \$ 5,203 | 0.4% |
| Fideicomiso | \$ 1,502 | 0.1% |
| Financiera no bancaria | \$ 178 | 0.01% |
| Totales | \$ 1,190,672 | 100.0% |

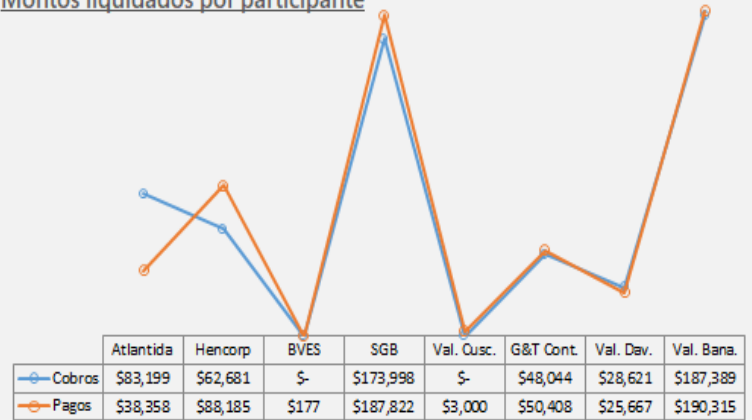
SALDO DE LETES CUSTODIADOS AL 31 DE ENERO 2020

| Emisión | Serie | Valor Facial | Fecha Colocación | Fecha Vencimiento |
|--------------------|-------|-------------------------|------------------|-------------------|
| LETE2019-D | J-2 | \$57,530,000.00 | 13/2/2019 | 11/2/2020 |
| LETE2019-D | J-3 | \$67,355,900.00 | 27/2/2019 | 24/2/2020 |
| LETE2019-D | GG | \$13,200,000.00 | 3/10/2019 | 3/3/2020 |
| LETE2019-D | S | \$22,545,000.00 | 7/6/2019 | 7/5/2020 |
| LETE2019-D | BB | \$3,930,000.00 | 11/7/2019 | 11/5/2020 |
| LETE2019-D | AA | \$27,000,000.00 | 14/8/2019 | 14/5/2020 |
| LETE2019-D | Z | \$10,000,000.00 | 19/9/2019 | 19/5/2020 |
| LETE2019-D | S-1 | \$15,804,000.00 | 27/6/2019 | 26/5/2020 |
| LETE2019-D | T | \$46,251,000.00 | 7/6/2019 | 7/6/2020 |
| LETE2019-D | T-1 | \$51,883,200.00 | 20/6/2019 | 19/6/2020 |
| LETE2019-D | T-2 | \$40,208,800.00 | 27/6/2019 | 25/6/2020 |
| LETE2019-D | DD | \$46,055,000.00 | 3/7/2019 | 3/7/2020 |
| LETE2019-D | DD-1 | \$44,293,700.00 | 11/7/2019 | 10/7/2020 |
| LETE2019-D | DD-2 | \$24,560,400.00 | 18/7/2019 | 16/7/2020 |
| LETE2019-D | DD-3 | \$42,775,000.00 | 14/8/2019 | 11/8/2020 |
| LETE2019-D | DD-4 | \$66,319,700.00 | 28/8/2019 | 24/8/2020 |
| LETE2019-D | DD-5 | \$42,260,000.00 | 19/9/2019 | 14/9/2020 |
| LETE2019-D | NN | \$46,800,000.00 | 3/10/2019 | 3/10/2020 |
| LETE2019-D | NN-1 | \$130,377,000.00 | 4/11/2019 | 3/11/2020 |
| LETE2019-D | NN-2 | \$67,230,000.00 | 12/12/2019 | 10/12/2020 |
| LETE2020-D | J | \$84,282,000.00 | 13/1/2020 | 13/1/2021 |
| LETE2020-D | J-1 | \$48,900,000.00 | 23/1/2020 | 22/1/2021 |
| Total LETES | | \$999,560,700.00 | | |

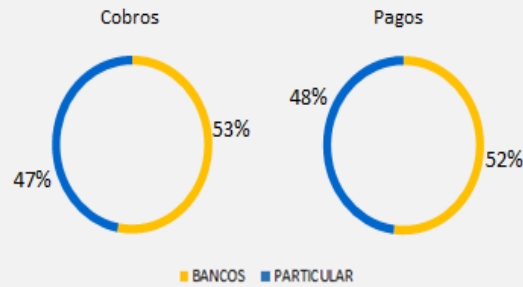
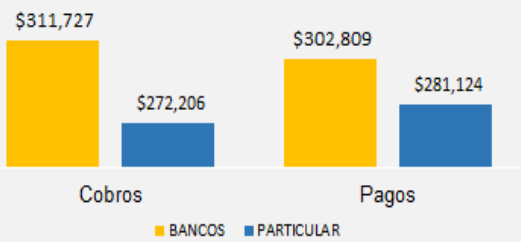
Montos liquidados por mercado



Montos liquidados por participante



Montos liquidados por tipo de cliente



**TOTAL
LIQUIDADO
\$583,933**

REGISTROS

REGISTRO ELECTRONICO DE CUENTAS DE VALORES

| MESES | TIPO DE CUENTA | | | | | | TOTAL |
|-------------------|----------------|-----------|---------------|-----------|------------|-----------|---------------|
| | PROPIAS | INVERSION | TERCEROS | GARANTIA | TENENCIA | DOCUM. | |
| 2016 | 4 | 1 | 160 | 0 | 14 | 3 | 182 |
| 2017 | 1 | 0 | 113 | 1 | 9 | 6 | 130 |
| 2018 | 0 | 4 | 125 | 1 | 13 | 3 | 146 |
| 2019 | 0 | 0 | 144 | 3 | 16 | 7 | 170 |
| ene-20 | 0 | 0 | 11 | 1 | 1 | 1 | 14 |
| Total 2020 | 0 | 0 | 11 | 1 | 1 | 1 | 14 |
| Activas | 47 | 6 | 1,094 | 15 | 411 | 34 | 1,607 |
| Inactivas | 61 | 68 | 18,548 | 33 | 197 | 3 | 18,910 |

REGISTRO ELECTRONICO DE DEPOSITO DE EMISIONES

Registro mensual de emisiones del Ministerio de Hacienda y BCR

| MESES | MINISTERIO DE HACIENDA | | | BCR | |
|-------------------|------------------------|------------------|-----------------|---------------|---------------|
| | No. Emisiones | No. Colocaciones | Monto | No. Emisiones | Monto |
| 2016 | 1 | 43 | \$1,397.70 | 0 | \$0.00 |
| 2017 | 1 | 35 | \$849.80 | 7 | \$103.40 |
| 2018 | 2 | 34 | \$1,051.70 | 1 | \$15.50 |
| 2019 | 1 | 28 | \$1,296.30 | 6 | \$35.00 |
| ene-20 | 0 | 2 | \$133.20 | 0 | \$0.00 |
| Total 2020 | 0 | 2 | \$133.20 | 0 | \$0.00 |

Registro mensual de emisiones (No incluye MH y BCR)

| MESES | LOCALES | | | INTERNACIONALES | |
|-------------------|---------------|------------------|----------------|-----------------|--------------------|
| | No. Emisiones | No. Colocaciones | Monto | No. Emisiones | Monto* |
| 2016 | 7 | 81 | \$324.00 | 1 | \$2,500.00 |
| 2017 | 7 | 123 | \$419.30 | 31 | \$132,443.10 |
| 2018 | 7 | 117 | \$259.80 | 69 | \$53,853.30 |
| 2019 | 10 | 138 | \$508.70 | 97 | \$252,436.20 |
| ene-20 | 1 | 8 | \$12.80 | 11 | \$36,485.72 |
| Total 2020 | 1 | 8 | \$12.80 | 11 | \$36,485.72 |

*Este campo representa el monto indicativo registrado de las emisiones extranjeras, no representa el saldo en custodia de la emisión.